

Synonym

TNFRSF17,CD269,BCM,BCMA

Source

Cynomolgus / Rhesus macaque BCMA, Fc Tag (BCA-C5253) is expressed from human 293 cells (HEK293). It contains AA Met 1 - Ala 53 (Accession # [A0A2K5UD97-1](#)). In the region Met 1 - Ala 53, the AA sequence of Cynomolgus and Rhesus macaque BCMA are homologous.
Predicted N-terminus: Met 1

Molecular Characterization

BCMA(Met 1 - Ala 53) A0A2K5UD97-1	Fc(Glu 99 - Lys 330) P01857
--------------------------------------	--------------------------------

This protein carries a human IgG1 Fc tag at the C-terminus.
The protein has a calculated MW of 32.1 kDa. The protein migrates as 35-45 kDa under reducing (R) condition (SDS-PAGE) due to glycosylation.

Endotoxin

Less than 1.0 EU per µg by the LAL method / rFC method.

Purity

>90% as determined by SDS-PAGE.

Formulation

Lyophilized from 0.22 µm filtered solution in Tris with Glycine, Arginine and NaCl, pH7.5 with trehalose as protectant.
Contact us for customized product form or formulation.

Reconstitution

Please see Certificate of Analysis for specific instructions.
For best performance, we strongly recommend you to follow the reconstitution protocol provided in the CoA.


Storage

For long term storage, the product should be stored at lyophilized state at -20°C or lower.
Please avoid repeated freeze-thaw cycles.

This product is stable after storage at:

- 20°C to -70°C for 12 months in lyophilized state;
- 70°C for 3 months under sterile conditions after reconstitution.

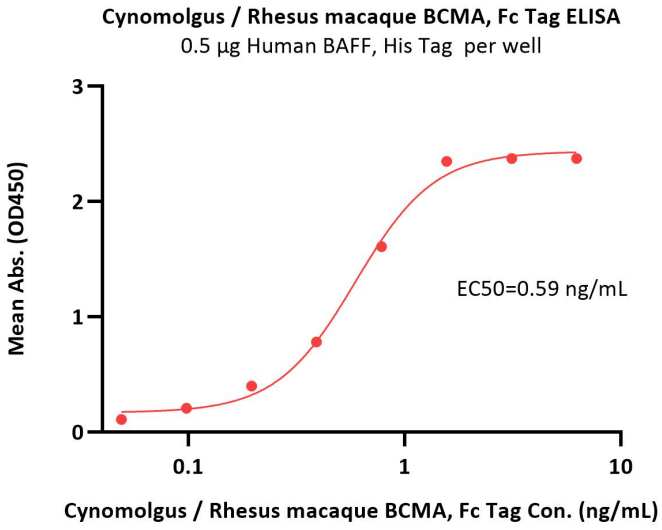
SDS-PAGE



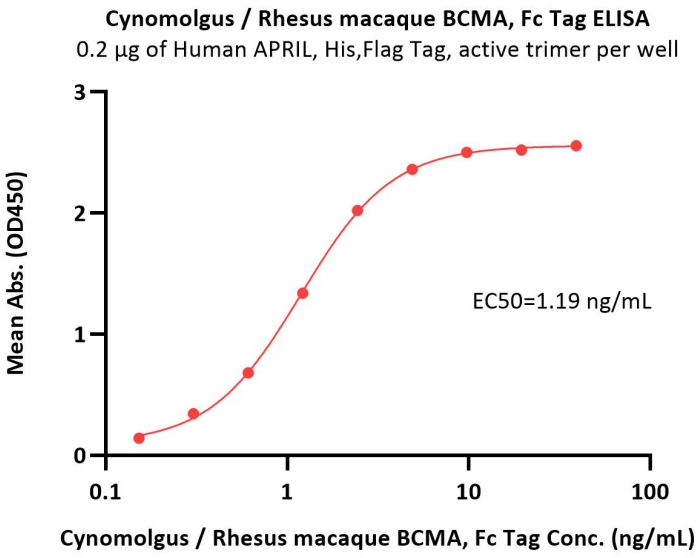
Cynomolgus / Rhesus macaque BCMA, Fc Tag on SDS-PAGE under reducing (R) condition. The gel was stained with Coomassie Blue. The purity of the protein is greater than 90%.

Bioactivity-ELISA





Immobilized Human BAFF, His Tag at 5 µg/mL (100 µL/well) can bind Cynomolgus / Rhesus macaque BCMA, Fc Tag (Cat. No. BCA-C5253) with a linear range of 0.05-2 ng/mL (QC tested).



Immobilized Human APRIL, His,Flag Tag, active trimer (Cat. No. APL-H52D1) at 2 µg/mL (100 µL/well) can bind Cynomolgus / Rhesus macaque BCMA, Fc Tag (Cat. No. BCA-C5253) with a linear range of 0.3-5 ng/mL (Routinely tested).

Background

Tumor necrosis factor receptor superfamily member 17 (TNFRSF17) is also known as B-cell maturation protein (BCMA), CD antigen CD269, which is a member of the TNF-receptor superfamily. TNFRSF17 contains one TNFR-Cys repeat. TNFRSF17 is expressed in mature B-cells, but not in T-cells or monocytes. TNFRSF17 is receptor for TNFSF13B/BLyS/BAFF and TNFSF13/APRIL. TNFRSF17 promotes B-cell survival and plays a role in the regulation of humoral immunity. TNFRSF17 can activate NF-kappa-B and JNK.

