

Synonym

CD73,NT5E,5'-Nucleotidase,5'-NT,NT5,NTE

Source

Cynomolgus CD73, His Tag(CD3-C52H9) is expressed from human 293 cells (HEK293). It contains AA Trp 27 - Cys 554 (Accession # [EHH53214.1](#)).
Predicted N-terminus: Trp 27

Molecular Characterization

CD73(Trp 27 - Cys 554)
EHH53214.1

Poly-his

This protein carries a polyhistidine tag at the C-terminus.
The protein has a calculated MW of 60.0 kDa. The protein migrates as 60-65 kDa under reducing (R) condition (SDS-PAGE) due to glycosylation.

Endotoxin

Less than 1.0 EU per µg by the LAL method / rFC method.

Purity

>95% as determined by SDS-PAGE.

Formulation

Lyophilized from 0.22 µm filtered solution in Tris and NaCl, pH7.5 with trehalose as protectant.

Contact us for customized product form or formulation.

Reconstitution

Please see Certificate of Analysis for specific instructions.

For best performance, we strongly recommend you to follow the reconstitution protocol provided in the CoA.

Storage


For long term storage, the product should be stored at lyophilized state at -20°C or lower.

Please avoid repeated freeze-thaw cycles.

This product is stable after storage at:

- 20°C to -70°C for 12 months in lyophilized state;
- 70°C for 3 months under sterile conditions after reconstitution.

SDS-PAGE



Cynomolgus CD73, His Tag on SDS-PAGE under reducing (R) condition. The gel was stained with Coomassie Blue. The purity of the protein is greater than 95%.

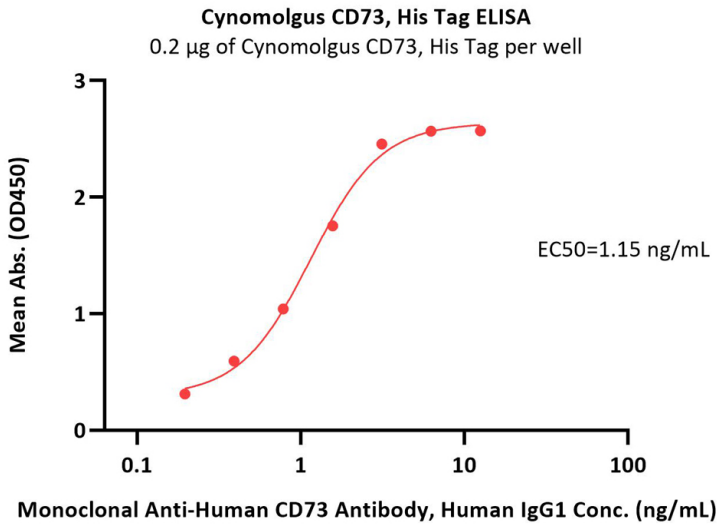
Bioactivity-ELISA

Discounts, Gifts,
and more!



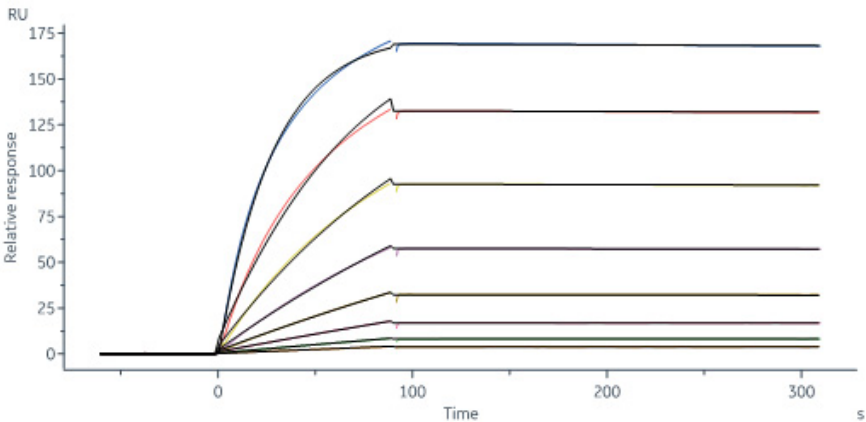
Cynomolgus CD73 Protein, His Tag (active enzyme)

Catalog # CD3-C52H9



Immobilized Cynomolgus CD73, His Tag (Cat. No. CD3-C52H9) at 2 µg/mL (100 µL/well) can bind Monoclonal Anti-Human CD73 Antibody, Human IgG1 with a linear range of 0.2-2 ng/mL (QC tested).

Bioactivity-SPR



Anti-CD73 Antibody captured on Protein A Chip can bind Cynomolgus CD73, His Tag (Cat. No. CD3-C52H9) with an affinity constant of 0.313 nM as determined in a SPR assay (Biacore 8K) (Routinely tested).

Bioactivity

Measured by its ability to hydrolyze the 5'-phosphate group from the substrate adenosine-5'-monophosphate (AMP). The specific activity is > 50,000 pmol/min/µg (QC tested).

Background

5'-nucleotidase (5'-NT), also known as ecto-5'-nucleotidase or CD73 (cluster of differentiation 73), is an enzyme that is encoded by the NT5E gene. CD73 commonly serves to convert AMP to adenosine. Ecto-5-prime-nucleotidase (5-prime-ribonucleotide phosphohydrolase) catalyzes the conversion at neutral pH of purine 5-prime mononucleotides to nucleosides, the preferred substrate being AMP. Other forms of 5-prime nucleotidase exist in the cytoplasm and lysosomes and can be distinguished from ecto-NT5 by their substrate affinities, requirement for divalent magnesium ion, activation by ATP, and inhibition by inorganic phosphate. Rare allelic variants are associated with a syndrome of adult-onset calcification of joints and arteries (CALJA) affecting the iliac, femoral, and tibial arteries reducing circulation in the legs and the joints of the hands and feet causing pain.

