

Human Coagulation factor XI / FXI Protein, His Tag (active enzyme)

Catalog # FXI-H52H5



Synonym

Coagulation factor XI,FXI,PTA,F11

Source

Human Coagulation factor XI, His Tag(FXI-H52H5) is expressed from human 293 cells (HEK293). It contains AA Glu 19 - Val 625 (Accession # [P03951-1](#)). Predicted N-terminus: Glu 19

Molecular Characterization

FXI(Glu 19 - Val 625)  
P03951-1

Poly-his

This protein carries a polyhistidine tag at the C-terminus.

The protein has a calculated MW of 69.9 kDa. The protein migrates as 35 kDa and 50 kDa when calibrated against [Star Ribbon Pre-stained Protein Marker](#) under reducing (R) condition (SDS-PAGE).

Endotoxin

Less than 1.0 EU per µg by the LAL method / rFC method.

Purity

>90% as determined by SDS-PAGE.

Formulation

Lyophilized from 0.22 µm filtered solution in 20 mM HEPES, 150 mM NaCl, pH7.5 with trehalose as protectant.

Contact us for customized product form or formulation.

Reconstitution

Please see Certificate of Analysis for specific instructions.

*For best performance, we strongly recommend you to follow the reconstitution protocol provided in the CoA.*

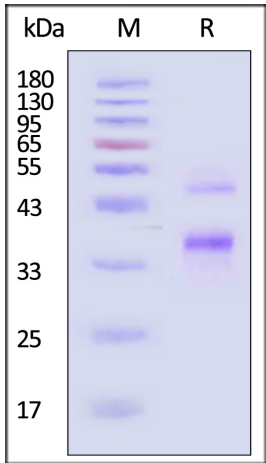
Storage

For long term storage, the product should be stored at lyophilized state at -20°C or lower.

*Please avoid repeated freeze-thaw cycles.*

- This product is stable after storage at:
- 20°C to -70°C for 12 months in lyophilized state;
  - 70°C for 3 months under sterile conditions after reconstitution.

SDS-PAGE



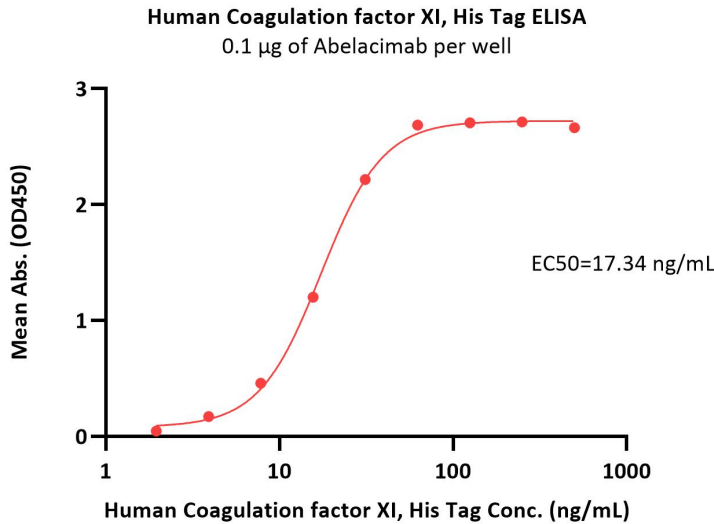
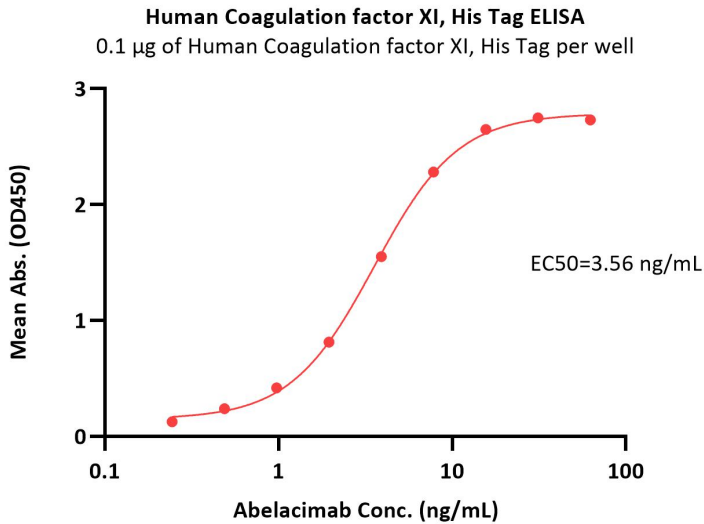
Human Coagulation factor XI, His Tag on SDS-PAGE under reducing (R) condition. The gel was stained with Coomassie Blue. The purity of the protein is greater than 90% (With [Star Ribbon Pre-stained Protein Marker](#)).

Bioactivity-ELISA

Discounts, Gifts,  
and more!

Human Coagulation factor XI / FXI Protein, His Tag (active enzyme)

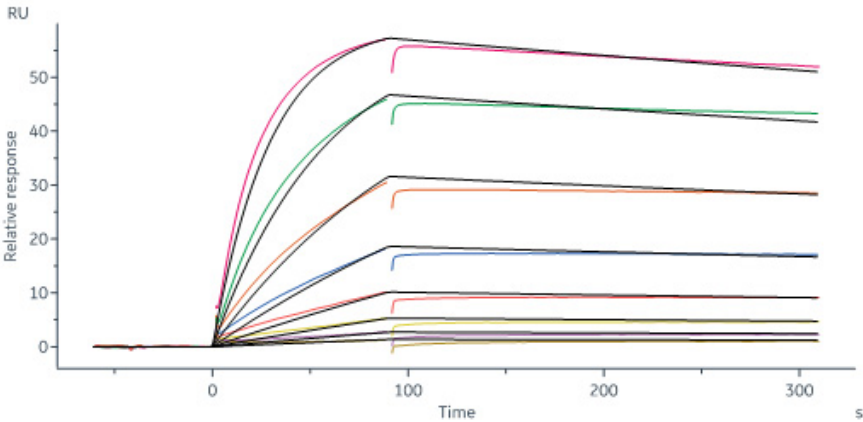
Catalog # FXI-H52H5



Immobilized Human Coagulation factor XI, His Tag (Cat. No. FXI-H52H5) at 1 µg/mL (100 µL/well) can bind Abelacimab with a linear range of 0.2-8 ng/mL (QC tested).

Immobilized Abelacimab at 1 µg/mL (100 µL/well) can bind Human Coagulation factor XI, His Tag (Cat. No. FXI-H52H5) with a linear range of 2-31 ng/mL (Routinely tested).

Bioactivity-SPR



Anti-Factor XI Antibody captured on Protein A Chip can bind Human Coagulation factor XI, His Tag (Cat. No. FXI-H52H5) with an affinity constant of 15.2 nM as determined in a SPR assay (Biacore 8K) (Routinely tested).

Bioactivity

Measured by its ability to cleave the fluorogenic peptide substrate, t-butyloxycarbonyl-Ile-Glu-Gly-Arg-7-amido-4-methylcoumarin (Boc-IEGR-AMC). The specific activity is >300 pmol/min/µg (QC tested)

Background

Coagulation factor XI is also known as F11, PTA and FXI. Factor XI triggers the middle phase of the intrinsic pathway of blood coagulation by activating factor IX. Factor XI is synthesized in the liver and circulates in the plasma as a disulfide bond-linked dimer complexed with high molecular weight kininogen. Selective cleavage of Arg-|-Ala and Arg-|-Val bonds in factor IX to form factor IXa. Factor XI is converted into XIa via either the contact phase of blood coagulation or thrombin-mediated activation on the platelet surface. The resulting XIa converts factor IX into IXa, which subsequently activates factor X into Xa.

