



Source

Monoclonal Anti-His Tag Antibody, Human IgG1 (AY63) is a chimeric monoclonal antibody recombinantly expressed from HEK293, which combines the variable region of a mouse monoclonal antibody with Human constant domain.

Clone

AY63

Isotype

Human IgG1 | Human Kappa

Conjugate

Unconjugated

Antibody Type

Recombinant Monoclonal

Reactivity

Tag

Immunogen

A protein peptide with his tag.

Specificity

This product is a specific antibody specifically reacts with His tag protein, and can recognizes C-terminal, N-terminal, and internal His tagged fusion proteins.

Application

Application	Recommended Usage
Western Blot	0.2-1 ug/mL
ELISA	0.1-16 ng/mL

Purity

>95% as determined by SDS-PAGE.
>90% as determined by SEC-MALS.

Purification

Protein A purified / Protein G purified

Formulation

Lyophilized from 0.22 µm filtered solution in PBS, pH7.4 with trehalose as protectant.
Contact us for customized product form or formulation.

Reconstitution

Please see Certificate of Analysis for specific instructions.
For best performance, we strongly recommend you to follow the reconstitution protocol provided in the CoA.

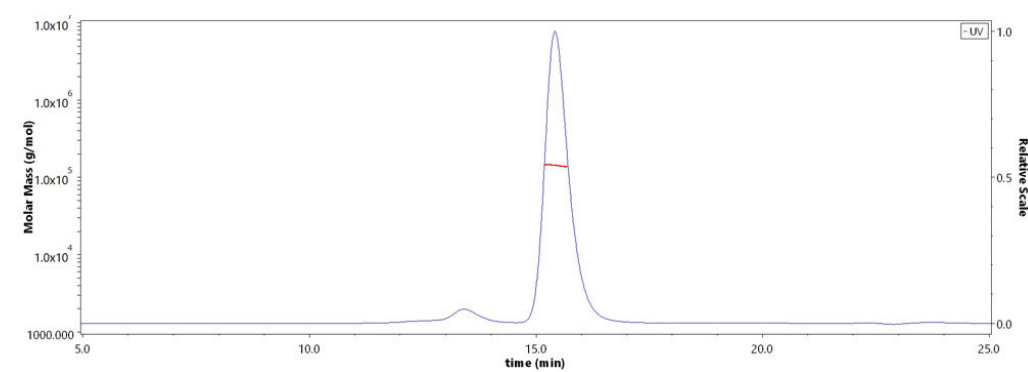
Storage

For long term storage, the product should be stored at lyophilized state at -20°C or lower.
Please avoid repeated freeze-thaw cycles.
This product is stable after storage at:

- 20°C to -70°C for 12 months in lyophilized state;
- 70°C for 3 months under sterile conditions after reconstitution.

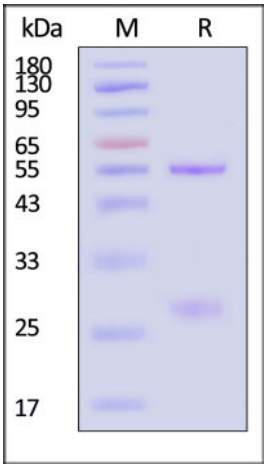
SDS-PAGE

SEC-MALS



Monoclonal Anti-His Tag Antibody, Human IgG1 (AY63) (MALS verified)

Catalog # HIS-M535

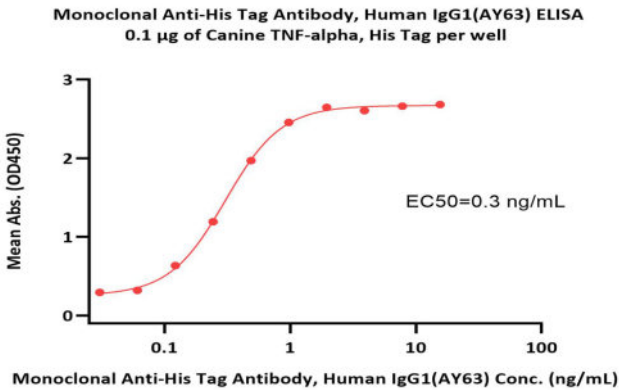


The purity of Monoclonal Anti-His Tag Antibody, Human IgG1 (AY63) (Cat. No. HIS-M535) is more than 90% and the molecular weight of this protein is around 135-155 kDa verified by SEC-MALS.

[Report](#)

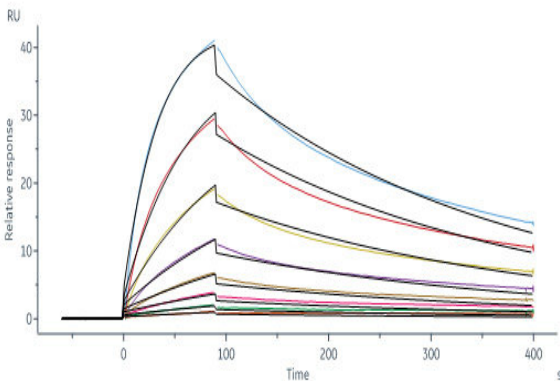
Monoclonal Anti-His Tag Antibody, Human IgG1 (AY63) on SDS-PAGE under reducing (R) condition. The gel was stained with Coomassie Blue. The purity of the protein is greater than 95% (With [Star Ribbon Pre-stained Protein Marker](#)).

Bioactivity-ELISA



Immobilized Canine TNF-alpha, His Tag (Cat. No. TNA-C52H3) at 1 µg/mL (100 µL/well) can bind Monoclonal Anti-His Tag Antibody, Human IgG1(AY63) (Cat. No. HIS-M535) with a linear range of 0.1-1 ng/mL (QC tested).

Bioactivity-SPR



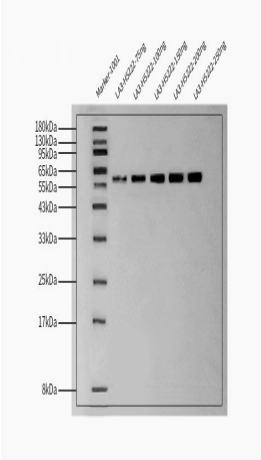
Monoclonal Anti-His Tag Antibody, Human IgG1 (AY63) (Cat. No. HIS-M535) captured on Protein G Chip can bind Rabbit Serum Albumin, His Tag (Cat. No. RSA-R52H6) with an affinity constant of 29.6 nM as determined in a SPR assay (Biacore 8K) (Routinely tested).

Western Blot



Monoclonal Anti-His Tag Antibody, Human IgG1 (AY63) (MALS verified)

Catalog # HIS-M535



Detection of Monoclonal Anti-His Tag Antibody, Human IgG1 (AY63), mAb by Western Blot. Monoclonal Anti-His Tag Antibody, Human IgG1 (AY63), mAb at 1/20000 dilution + Human LAG-3 / CD223 Protein , His Tag at 75-250ng.

Secondary Antibody: (HFC)-HRP Goat Anti-Human IgG,Fcγ fragment specific (min X Bov,Hrs,Ms Sr Prot) at 1/2000 dilution.

Predicted band size: 60 kDa 12% Bis-Tris Protein Gel.

Background

His tag is a very small molecular weight tag, usually composed of 6-10 histidine (His). It is one of the commonly used tags for protein purification and detection. Due to its small molecular weight, fusion into the target protein has almost no effect on the structure and characteristics of the protein. Anti-his tag antibody can accurately detect, locate and purify His tag fusion protein, so as to provide convenience for the vast number of researchers.

Discounts, Gifts,
and more!

